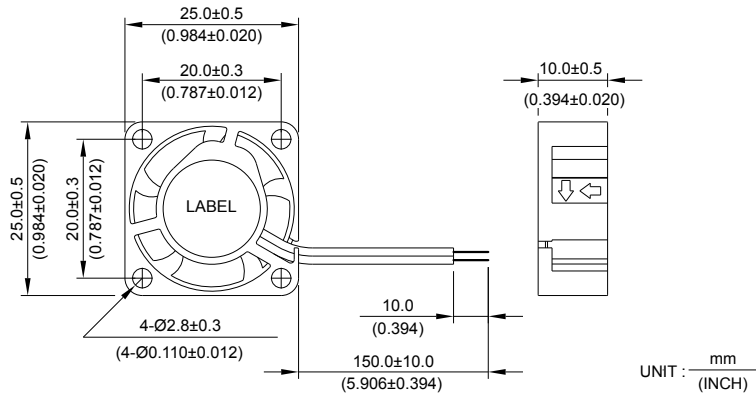


New



AFB 25 x 25 x 10 MM SERIES

DIMENSIONS DRAWING

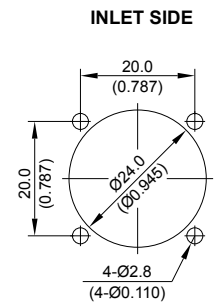
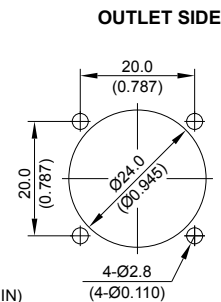
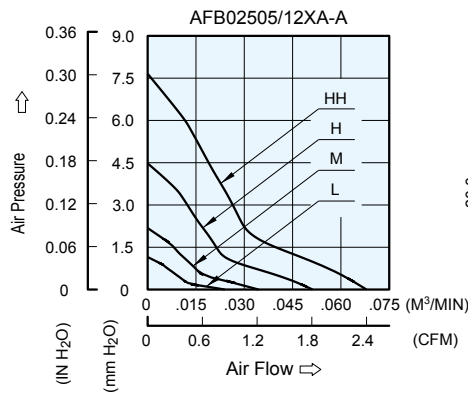


UNIT : $\frac{\text{mm}}{\text{(INCH)}}$

- * Bearing Type
Ball Bearings
- * Material
Impeller & Frame : Plastic (UL 94V-0)
- * Lead Wires :
UL 1061 AWG #26 OR Equivalent
Red Wire Positive(+)
Black Wire Negative(-)
- * Weight : 10.5g (0.37 oz)
- * Rib Type Only & One Side Flange

P & Q CURVE (AT RATED VOLTAGE)

MOUNTING PANEL CUTOUT



UNIT : $\frac{\text{mm}}{\text{(INCH)}}$

MODEL			Rated Voltage	Operating Voltage Range	Input Current	Input Power	Speed	Maximum Air Flow		Maximum Air Pressure		Noise
PART NO.	REV.	FUNCTION	VDC	VDC	Amp	Watt	R.P.M.	m ³ /min	CFM	mmH ₂ O	IN H ₂ O	dB-A
AFB02505LA	-A	-R00 / -F00	5	4.0 to 5.5	0.04	0.20	5000	0.024	0.85	1.15	0.045	18.0
AFB02505MA	-A	-R00 / -F00	5	4.0 to 5.5	0.06	0.30	7000	0.034	1.20	2.18	0.085	20.0
AFB02512MA	-A	-R00 / -F00	12	9.5 to 13.2	0.04	0.48						
AFB02505HA	-A	-R00 / -F00	5	4.0 to 5.5	0.12	0.60	10000	0.052	1.84	4.48	0.176	23.5
AFB02512HA	-A	-R00 / -F00	12	7.0 to 13.2	0.06	0.72						
AFB02505HHA	-A	-R00 / -F00	5	4.0 to 5.5	0.16	0.80	13000	0.068	2.40	7.65	0.300	28.0
AFB02512HHA	-A	-R00 / -F00	12	7.0 to 13.2	0.08	0.96						

* Function type is optional.
 * The max. air flow and the speed are measured in free air ; max. air pressure is measured at zero air flow.
 * Noise is measured in anechoic chamber in free air, one meter from intake side.
 * All readings are typical values at rated voltage.
 * Specifications are subject to change without notice.